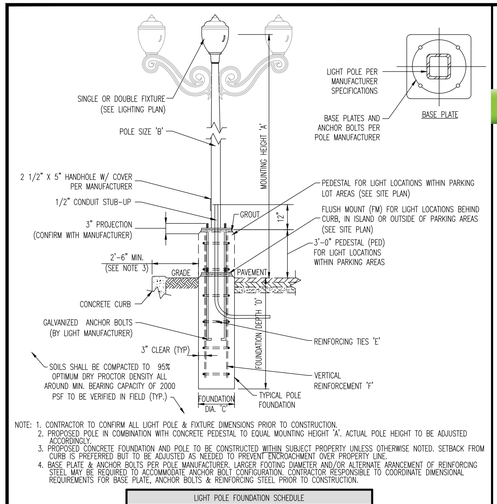


NOTE: 1. CONTRACTOR TO CONFIRM ALL LIGHT POLE & FIXTURE DIMENSIONS PRIOR TO CONSTRUCTION.
2. PROPOSED POLE IN COMBINATION WITH CONCRETE PEDESTAL TO EQUAL MOUNTING HEIGHT 'A'. ACTUAL POLE HEIGHT TO BE ADJUSTED ACCORDINGLY.
3. PROPOSED CONCRETE FOUNDATION AND POLE TO BE CONSTRUCTED WITHIN SUBJECT PROPERTY UNLESS OTHERWISE NOTED. SETBACK FROM CURB IS PREFERRED BUT TO BE ADJUSTED AS NEEDED TO PREVENT ENCROACHMENT OVER PROPERTY LINE.
4. BASE PLATE & ANCHOR BOLTS PER POLE MANUFACTURER. LARGER FOOTING DIAMETER AND/OR ALTERNATE ARRANGEMENT OF REINFORCING STEEL MAY BE REQUIRED TO ACCOMMODATE ANCHOR BOLT CONFIGURATION. CONTRACTOR RESPONSIBLE TO COORDINATE DIMENSIONAL REQUIREMENTS FOR BASE PLATE, ANCHOR BOLTS & REINFORCING STEEL PRIOR TO CONSTRUCTION.

LIGHT POLE FOUNDATION SCHEDULE:	
MOUNTING HEIGHT ABOVE GRADE 'A'	12'
POLE DIA. 'B'	6" SQUARE (OR PER MANUFACTURER)
# OF FIXTURES	SINGLE OR DOUBLE
FOUNDATION DIAMETER 'C'	18" DIA. ROUND
FOUNDATION DEPTH 'D'	6'
REINFORCING TIES 'E'	#4 @ 16" O.C.
VERTICAL REINFORCEMENT 'F'	(6) #5 BARS EQUALLY SPACED

SOIL NOTES
1. FOOTING DESIGN BASED ON ASSUMED MAXIMUM ALLOWABLE SOILS BEARING CAPACITY OF 2,000 SF PSF. CONTRACTOR RESPONSIBLE TO VERIFY ADEQUACY OF ASSUMED BEARING CAPACITY PRIOR TO CONSTRUCTION. ENGINEER TO BE NOTIFIED IF INCONSISTENCIES EXIST.
2. SUBGRADE TO BE FREE OF ORGANICS AND BE SUITABLE, COMPACTED MATERIAL.

CONCRETE NOTES
1. CONCRETE SHALL HAVE A MINIMUM COMPRESSIVE STRENGTH OF 4,000 PSI AT 28 DAYS WITH A MINIMUM CEMENT CONTENT OF 600 POUNDS PER CUBIC YARD FOR ALL FOOTINGS.
2. ALL CONCRETE SHALL HAVE A SLUMP OF NO GREATER THAN 4" TO WITHIN A TOLERANCE OF 1".
3. ALL EXPOSED CONCRETE SHALL BE AIR-ENTRAINED (WITHIN 1% TOLERANCE), CONFORMING TO ASTM C260.
4. REINFORCING FRAMEWORK AND PLACEMENT OF CONCRETE SHALL COMPLY WITH GOOD CONSTRUCTION PRACTICES AND BE IN ACCORDANCE WITH ALL LOCAL GOVERNING CODES AND REGULATIONS AS WELL AS THE ACI AND UNIFORM BUILDING CODE.

DWG# - 4

DECORATIVE LIGHT FOUNDATION DETAIL
NOT TO SCALE

SLIM™

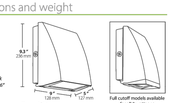
- Covers footprint of most traditional wallpacks
- 37W replaces 200W MH; 57W replaces 250W MH; 62W replaces 320W MH
- Easy installation with hinged access, bubble level and multiple conduit entries
- Ultra-high efficiency, up to 115 lm/W
- Available as cutoffs or full cutoffs
- Tight-lock gasket keeps elements out
- 100,000-Hour LED lifespan

Full Cutoff Housed Dsgn

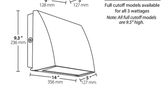
IP66 RATING

Dimensions and weight

SLIM™ 37W
Weight: 7.5 lbs



SLIM™ 57W
Weight: 11 lbs

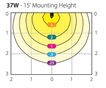


SLIM™ 62W
Weight: 13 lbs



Photometrics

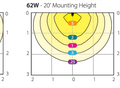
37W - 15' Mounting Height



57W - 18' Mounting Height



62W - 20' Mounting Height



Grids Scale Multiples of Mounting Height
Values Shown in Footcandles
Photometric Reports RAB0437, RAB0369 and RAB0366/0350

Ordering information

Product Family	Cutoff	Wattage	Color Temp	Finish	Driver Options	Photocell Options
SLIM	**Blank** Cutoff (12")	**37** 37W	**Blank** 5000K	**Blank** Bronze	**/DL** Bi-Level	**/PC** 120V Photocell
FC Full Cutoff (9")	**57** 57W	**N** 4000K	**W** White	**/480** 480V	**/PC2** 277V Photocell	
	62 62W	**Y** 3000K			**/PC3** 120V Swivel Photocell	
					/PC32 277V Swivel Photocell	
					/PC54 480V Swivel Photocell	

WALL LIGHT DETAIL 'W1'

Specifications

UL: Suitable for wet locations. Wall mount only.
LEDs: Long-life, high-efficiency, micro-power, surface mount LEDs; binned and mixed for uniform light output and color.
Lifespan: 100,000-hour LED lifespan based on IES LM-80 results & TM-21 calculations
Drivers: Constant Current, Class 2, 100-277V and 480V, 50/60HZ
37W: .6A,
57W: Constant Current, Class 2, 100-277V and 480V, 50/60Hz, 100-277VAC; 0.8A,
62W: Constant Current, Class 2, 100-277V and 480V, 50/60Hz, 100-277VAC; 0.6A,

5000K Color Temperature

Nominal Watts	37W	57W	62W
Output Lumens (cutoff models)	3905	5579	6395
Lumens per Watt (cutoff models)	111	115	106
Color Accuracy (CRI)	73	73	73

4000K Color Temperature

Nominal Watts	37W	57W	62W
Output Lumens (cutoff models)	3873	5422	6215
Lumens per Watt (cutoff models)	112	114	106
Color Accuracy (CRI)	73	73	73

3000K Color Temperature

Nominal Watts	37W	57W	62W
Output Lumens (cutoff models)	3657	4977	6145
Lumens per Watt (cutoff models)	104	100	108
Color Accuracy (CRI)	71	72	72

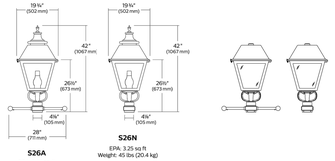
Bi-Level Operation (Optional): Allows 50% and 100% output modes
Cold Weather Starting: Minimum starting temperature is -40°F / -40°C
Thermal Management: Superior thermal management with internal Air-Flow fins
Housing: Precision die-cast aluminum housing and door frame
Mounting: Die-cast back box with four (4) conduit entry points and knockout pattern for junction box or direct wall mounting. Hinged housing for hands-free installation.
Cutoff Options: Full Cutoff (0") or Cutoff (10")
Lens: Microprismatic diffusion lens for smooth and even light distribution
Reflector: Specular thermoplastic
Gaskets: High-temperature silicone
Finish: Our environmentally friendly polyester powder coatings are formulated for high-durability and long-lasting color, and contain no VOC or toxic heavy metals.
Color Stability: LED color temperature warrantied not to shift more than 200K in CCT in 5 years.
Color Uniformity: RAB's range of CCT (Correlated Color Temperature) follows the guidelines of the American National Standard for Specifications for the Chromaticity of Solid State Lighting (SSL) Products, ANSI-C78.377-2015.
Green Technology: Mercury and UV free, and RoHS compliant. Polyester powder coat finish formulated without the use of VOC or toxic heavy metals.
IESNA LM-79 & LM-80 Testing: SSL (LED) luminaires have been tested by an independent laboratory in accordance with IESNA LM-79 and LM-80, and have received the Department of Energy "Lighting Facts" label.

POST TOP SQUARE LANTERN DETAIL
NOT TO SCALE

S26A-S26N Square Lantern LED Post Top

Urban Luminaire

Dimensions



LED Wattage and Lumen Values: for S26A / S26N with Clear globe

Ordering Code: Clear Globe (3500K)	Total LEDs	LED current (mA)	Average System Wattage (W)	LE2 Lumens Output	LE2 Efficacy (LPW)	LE2 BUG Rating	LE3 Lumens Output	LE3 Efficacy (LPW)	LE3 BUG Rating	LE4 Lumens Output	LE4 Efficacy (LPW)	LE4 BUG Rating	LE5 Lumens Output	LE5 Efficacy (LPW)	LE5 BUG Rating
S18E12LED3K-G2-C	32	350	37	2892	78	B1-U2-G1	2880	78	B1-U2-G1	2813	76	B1-U2-G1	2888	78	B2-U3-G1
S18E12LED4K-G2-C	32	530	54	4149	77	B1-U3-G1	4131	77	B1-U3-G1	4034	75	B1-U3-G1	4143	77	B3-U3-G1
S18E12LED5K-G2-C	32	700	73	5232	72	B1-U3-G1	5210	71	B1-U3-G1	5088	70	B1-U3-G2	5225	72	B3-U3-G1
S18E48LED3K-G2-C	48	350	55	4338	79	B1-U3-G1	4320	78	B1-U3-G1	4219	77	B1-U3-G1	4332	79	B3-U3-G1
S18W48LED3K-G2-C	48	530	81	6223	77	B1-U3-G1	6197	77	B1-U3-G2	6050	75	B1-U3-G2	6214	77	B3-U3-G1
S18W48LED5K-G2-C	48	700	106	7848	74	B2-U3-G2	7816	74	B2-U3-G2	7632	72	B1-U3-G2	7837	74	B3-U3-G2

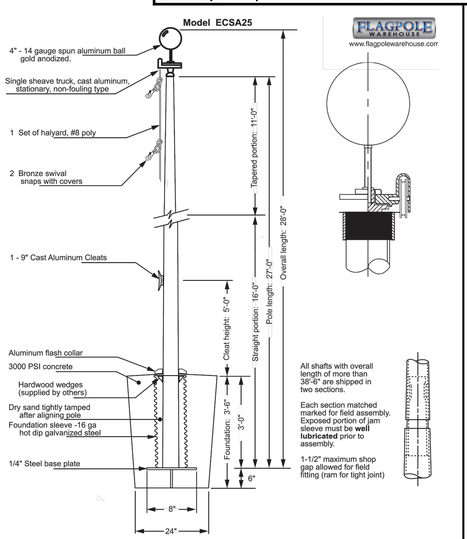
Ordering Code: Clear Globe (3500K)	Total LEDs	LED current (mA)	Average System Wattage (W)	LE2 Lumens Output	LE2 Efficacy (LPW)	LE2 BUG Rating	LE3 Lumens Output	LE3 Efficacy (LPW)	LE3 BUG Rating	LE4 Lumens Output	LE4 Efficacy (LPW)	LE4 BUG Rating	LE5 Lumens Output	LE5 Efficacy (LPW)	LE5 BUG Rating
S18E12LED4K-G2-C	32	350	37	3310	87	B1-U2-G1	3197	86	B1-U2-G1	3122	84	B1-U2-G1	3206	87	B2-U3-G1
S18E12LED4K-G2-C	32	530	54	4605	85	B1-U3-G1	4586	85	B1-U3-G1	4478	83	B1-U3-G1	4598	85	B3-U3-G1
S18E12LED4K-G2-C	32	700	73	5808	80	B1-U3-G1	5783	79	B1-U3-G1	5648	77	B1-U3-G2	5799	79	B3-U3-G1
S18E48LED4K-G2-C	48	350	55	4816	87	B1-U3-G1	4796	87	B1-U3-G1	4683	85	B1-U3-G1	4809	87	B3-U3-G1
S18W48LED4K-G2-C	48	530	81	6907	86	B2-U3-G2	6879	85	B1-U3-G2	6717	83	B1-U3-G2	6897	86	B3-U3-G2
S18W48LED4K-G2-C	48	700	106	8712	82	B2-U3-G2	8675	82	B2-U3-G2	8471	80	B2-U3-G2	8699	82	B3-U3-G2

Actual performance may vary due to installation variables including optics, mounting/ceiling height, dirt depreciation, light loss factor, etc.; highly recommended to confirm performance with a layout - contact Applications at signify.com/outdoorluminaires.
Note: Some data may be scaled based on tests on similar but not identical luminaires.

S26A-S26N-LED-spec 07/20 page 2 of 5

S26A-S26N-LED-spec

MUNICIPAL, COUNTY, STATE AND MUA DETAILS TO SUPERCEDE DYNAMIC ENGINEERING DETAILS WHERE APPLICABLE




FLAG POLE DETAIL
N.T.S.

DOSB1 Bollard & Light Column Series


Bollard

Luminaires
Conforms to the U.S. 3300 and CSA C22.2 No. 250.0-08 standards.

DOSB1



Anchor Plate



Specifications

Hood
Made from cast (356) aluminum, mechanically assembled.

Mounting
Round shape, made from cast (356) aluminum, c/w one louver, welded to the base.

Ballast
High power factor of 90%. Assembled on a unitized removable tray with quick disconnect plug.

Base
Made from aluminum, 5" (127mm) outside diameter, welded to the base cover.

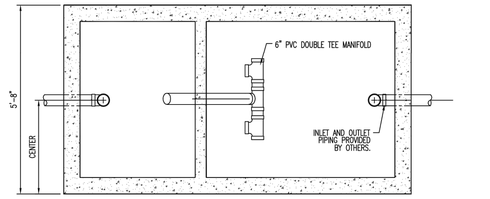
Base cover
Made from cast (356) aluminum, mechanically secured to the anchor plate.

Finish
"Hot dip" chemical etching preparation. Lumital™ polyester powder coat finish. Excellent color retention as per ASTM D2244, and outstanding salt-spray resistance according to ASTM D2247 testing procedures.

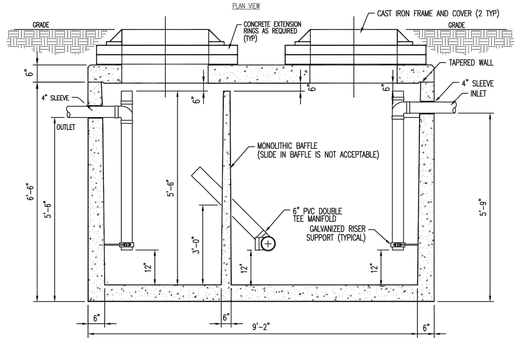
Product: DOSB1	Lens	Voltage	Options	Finish
DOSB1	**SS MH**	**120** 120V	**PHD** Photoelectric cell	**BLSTX** Midnight Blue Textured
	SS MH	**208** 208V	**VPA** Vandalproof hardware	**BSDTX** Ocean Blue Textured
		240 240V		**BSRTX** Royal Blue Textured
		277 277V		**BGZTX** Sandstone Gold Textured
		347 347V		**BKTX** Black Textured
	SS HPS			**BRTX** Bronze Textured
	SS HPS			**GNATX** Blue Green Textured
	SE CF			**GNETX** Forest Green Textured
	DE CF			**GNETX** Dark Forest Green Textured
	SS CF			**GNTX** Green Textured
	DSWNLED3K	**120** 120V		**GYDTX** Medium Gray Textured
	DSWNLED4K	**208** 208V		**RDDTX** Burgundy Textured
		240 240V		**RDHTX** Scarlet Textured
		277 277V		**WHTX** White Textured
				NP Natural Alum.
				TG Hammer-tone
				TS Hammer-tone Silver

1. Consult Lumec's Color Chart for complete specifications.
Socket: GX24Q-2 (18W), GX24Q-3 (26 or 32W), GX24Q-4 (42W), triple-tube compact fluorescent (lamp not included).

BOLLARD LIGHT DETAIL
NOT TO SCALE



PLAN VIEW



ELEVATION

SPECIFICATIONS
CONCRETE: CLASS 1 CONCRETE WITH DESIGN STRENGTH OF 4500 PSI AT 28 DAYS. UNIT IS OF MONOLITHIC CONSTRUCTION AT FLOOR, WALL AND BAFFLE (NO JOINTS BELOW WATER LEVEL) GROSS EMPTY WEIGHT OF APPROX. 10,000 LBS.

REINFORCEMENT: GRADE 60 REINFORCED WITH STEEL REBAR CONFORMING TO ASTM A615 ON REQUIRED CENTERS OR EQUAL. DESIGN FOR AASHTO H-20 TRAFFIC LOADING.

C.I. CASTINGS: MANHOLE FRAMES, COVERS OR GRATES ARE MANUFACTURED OF GREY CAST IRON CONFORMING TO ASTM A48-76 CLASS 30. MANHOLE SHALL HAVE 24 INCH INSIDE DIAMETER AND BE TRAFFIC DUTY.

ENGINEERING DATA: INTERCEPTOR IS STRUCTURALLY AND HYDRAULICALLY ENGINEERED CONFORMING TO UNIFORM PLUMBING CODE. NOMINAL LIQUID CAPACITY IS 1500 GALLONS WITH GREASE & SOLIDS RETENTION CAPACITY OF APPROXIMATELY 1,770 & 3,130 LBS. RESPECTFULLY. RECOMMENDED FOR AVERAGE FLOW RATE OF 5 GPM & INTERMITTENT FLOW RATE UP TO 13 GPM.

FIELD EXCAVATION AND PREPARATION SHALL BE COMPLETED PRIOR TO DELIVERY OF INTERCEPTOR. USE DIMENSIONAL DATA AS SHOWN.

GREASE TRAP TO BE EPOXY COATED.

MINIMUM EQUAL TO: PARK EQUIP. CO. (1-800-256-8041)
GREASE TRAP MODEL NO. GT-1500

GREASE TRAP DETAIL
NOT TO SCALE

Plotted: 01/25/21 - 3:58 PM, By: jgerdes
File: P:\despc projects\1423 capitol seniors housing\99-005 west orange\Dwg\Site Plans\01423990055D0.dwg, ----> 13 CONSTRUCTION DETAILS

COPYRIGHT © 2021 - DYNAMIC ENGINEERING CONSULTANTS, PC - ALL RIGHTS RESERVED

DYNAMIC ENGINEERING CONSULTANTS, PC
PLANNERS • ENGINEERS • SURVEYORS
DESIGN • PLAN • SURVEY • TRACK

REV.	DATE	COMMENTS	BY

THIS PLAN SET IS FOR PERMITTING PURPOSES ONLY AND MAY NOT BE USED FOR CONSTRUCTION

DRAWN BY: AOV | DESIGNED BY: DRL | CHECKED BY: DTS | CHECKED BY: _

PROJECT: CSH DEVELOPMENT, LLC
PROPOSED ASSISTED LIVING FACILITY
BLOCK 152.22, LOT 1412.01
609 EAGLE ROCK AVENUE (CR-611)
TOWNSHIP OF WEST ORANGE, ESSEX COUNTY, NEW JERSEY

811 Know what's below. Call before you dig.
PROTECT YOURSELF
ALL STATES REQUIRE NOTIFICATION OF EXCAVATORS, DESIGNERS, OR ANY PERSON PREPARING TO DISTURB THE EARTH'S SURFACE ANYWHERE IN ANY STATE
FOR STATE SPECIFIC DIRECT PHONE NUMBERS VISIT: WWW.CALL811.COM

DYNAMIC ENGINEERING
LAND DEVELOPMENT CONSULTING • PERMITTING
GEOTECHNICAL • ENVIRONMENTAL
TRAFFIC • SURVEY • PLANNING & ZONING
245 Main Street, Suite 110
Chester, NJ 07930
T: 908.879.9229 | F: 908.879.0222
Offices conveniently located at:
Lake Como, New Jersey • T: 732.974.0198
Chester, New Jersey • T: 908.879.9229
Newark, New Jersey • T: 973.733.7200
Toms River, New Jersey • T: 732.974.0198
Newtown, Pennsylvania • T: 267.685.0376
Philadelphia, Pennsylvania • T: 215.233.4868
Allen, Texas • T: 972.534.3100
Houston, Texas • T: 281.789.6400
Austin, Texas • T: 512.646.3441
Delray Beach, Florida • T: 561.921.8570
www.dynamicec.com

DANIEL T. SEHNAL
PROFESSIONAL ENGINEER
NEW JERSEY LICENSE No. 53572

JOSEPH G. JAWORSKI
PROFESSIONAL ENGINEER
NEW JERSEY LICENSE No. 36618

TITLE: CONSTRUCTION DETAILS

SCALE: (H) NOT TO (V) SCALE | DATE: 01/25/2021
PROJECT No: 1423-99-005

SHEET No: 13 OF 13 | Rev. #: 0